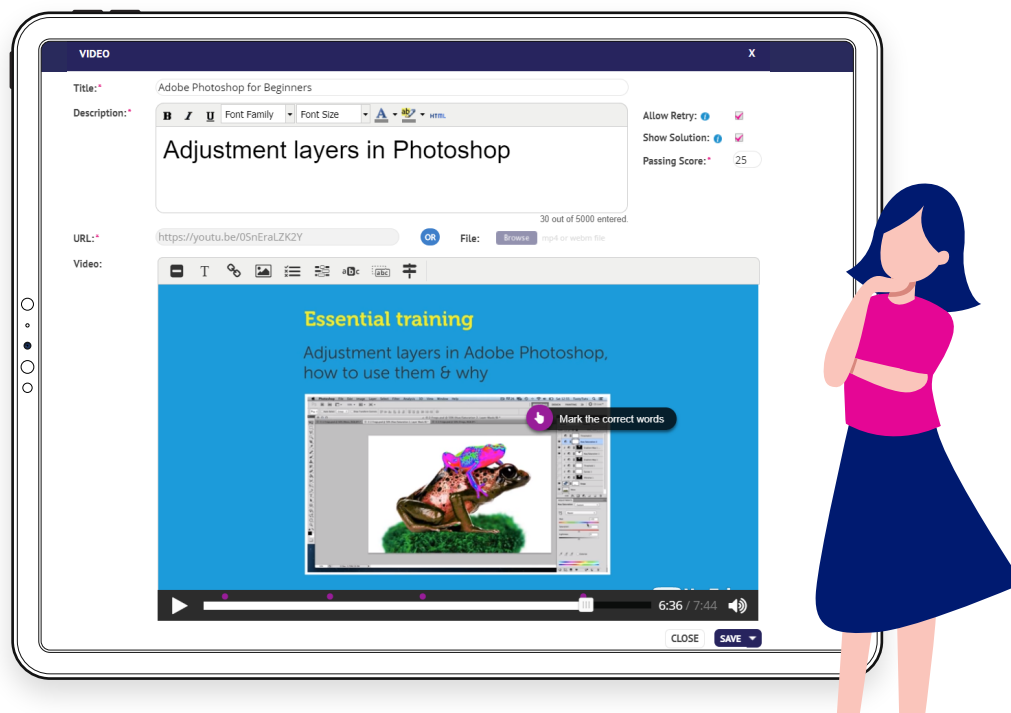


# Interaction Studio – Rapid Authoring Tool

Quickly create microlearning that fully engages learners. Easily track eLearning effectiveness.

In the race to deliver more microlearning, you need to be sure that it's actually consumed and understood. The ExpertusONE Interaction Studio makes this possible:

- **Rapidly develop content**—create xAPI compliant microlearning without having to learn a complex authoring tool or understand eLearning standards
- **Drive learner engagement**—add meaningful interactions to existing videos and presentations in just a few quick, easy steps
- **Improve eLearning retention**—use context-related activities to make eLearning fun and break content into smaller, easier to understand units
- **Raise learning program impact**—authoring tool works seamlessly with ExpertusONE's LRS; conveniently track learner progress, create dashboards and perform usage analysis, all from one integrated system



## Mobile Ready

Interactions are HTML5 enabled for use across all platforms, web browsers and mobile devices

## Any Existing Video Asset

Add images, hyperlinks, multiple choice quizzes and more to any MP4, YouTube or Vimeo video

## Create Presentations On the Fly

Keep up with the demand for content by quickly creating engaging presentations with video, audio and content-based activities built-in

# Grab learner attention. Empower SMEs to rapidly author content. How the ExpertusONE Interaction Studio works.

## Add fun, impactful interactions to videos

The ExpertusONE Interaction Studio was designed to increase learner engagement and training interactivity for better eLearning understanding. For videos, you can add context-based activities that break up longer training (to keep a viewer's interest) and test the viewer's comprehension.

To add an interaction, you simply upload the MP4 file or YouTube/Vimeo link you'd like to enhance. Select which activity you'd like to add. Mark where in the video you'd like it to appear. And click publish. It's just that easy!

### Some of the available interactions include adding:

- **Text, labels and images**—to reinforce key lessons or content and add visual appeal
- **Hyperlinks**—to external web pages for more learning and context
- **Multiple choice quizzes**—to ensure learners are understanding what they're watching
- **Fill in the blanks and word scrambles**—to add a fun, gaming element and give viewers a break from longer video content

## Create learning on-demand via interactive presentations

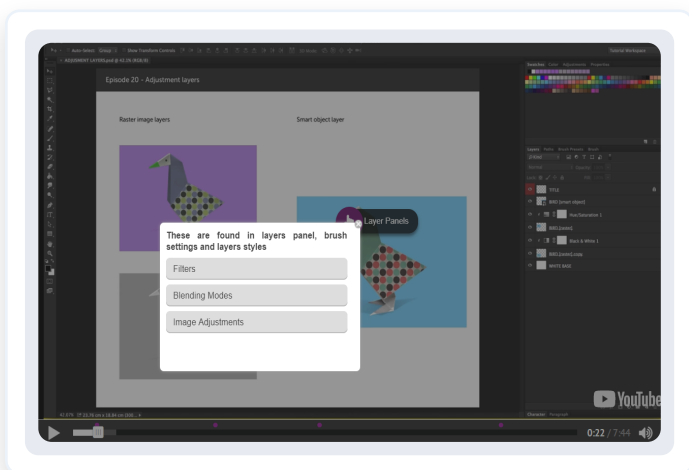
SMEs, instructional designers and managers can keep up with the demand for microlearning by using Interaction Studio to create presentations on the fly. No training or learning curve is needed, and slide decks can be published and used in minutes.

In addition to configuring the presentation's background and creating and cloning slides, users can add the same engaging interactions as available for video eLearning, including videos, audio files, images and quizzes.

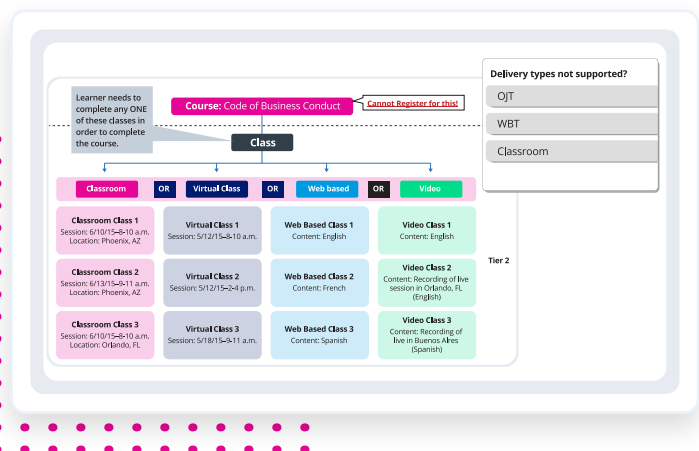
### Create Content in Four Easy Steps

1. Choose a video or create a presentation
2. Select and define your interactions
3. Set the completion percentage
4. Save, preview and publish

Once a presentation or video is completed in Interaction Studio, you can associate it to any course, training or content in ExpertusONE. They can also be published/ unpublished with one click. And edits are just as efficient—simply hover over the interaction and click the 'Edit' icon.



The ExpertusONE Interaction Studio keeps learners engaged, keeps learners interactive and gives a passing score.



Creating presentations in Interaction Studio is as easy as with PowerPoint, but with a lot more impact.

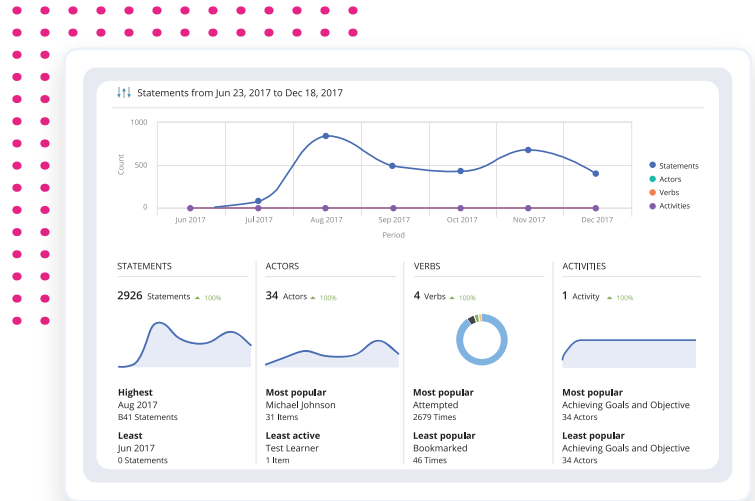
## Provide meaningful learning program analysis

With Interaction Studio you can control how engaged your learners are and how well they're learning the content. You can:

- **Define passing scores for all interactions**—and determine if learners can retry questions, get hints or see solutions. This helps them better understand and retain the training.
- **Set content completion percentages**—define how many interactions must be executed correctly to complete the content. This ensures videos/presentations are watched in entirety.

Since all interactions are xAPI compliant, every presentation and video created in Interaction Studio can be stored and tracked in ExpertusONE's native Learning Record Store (LRS). From there, you can see dashboards and run reports on what eLearning is most popular, completion percentages, question level analysis and more.

This business-critical data can then help you improve your eLearning's effectiveness and raise your learning program's value. You'll also save time and hassles by having an authoring tool and LRS that work seamlessly together from one underlying system.



Working in tandem with ExpertusONE's LRS, the Interaction Studio helps you accurately track and measure the effectiveness of your eLearning programs.



**Schedule a demo today.**

info@expertusone.com  
www.expertusone.com  
877-827-8160